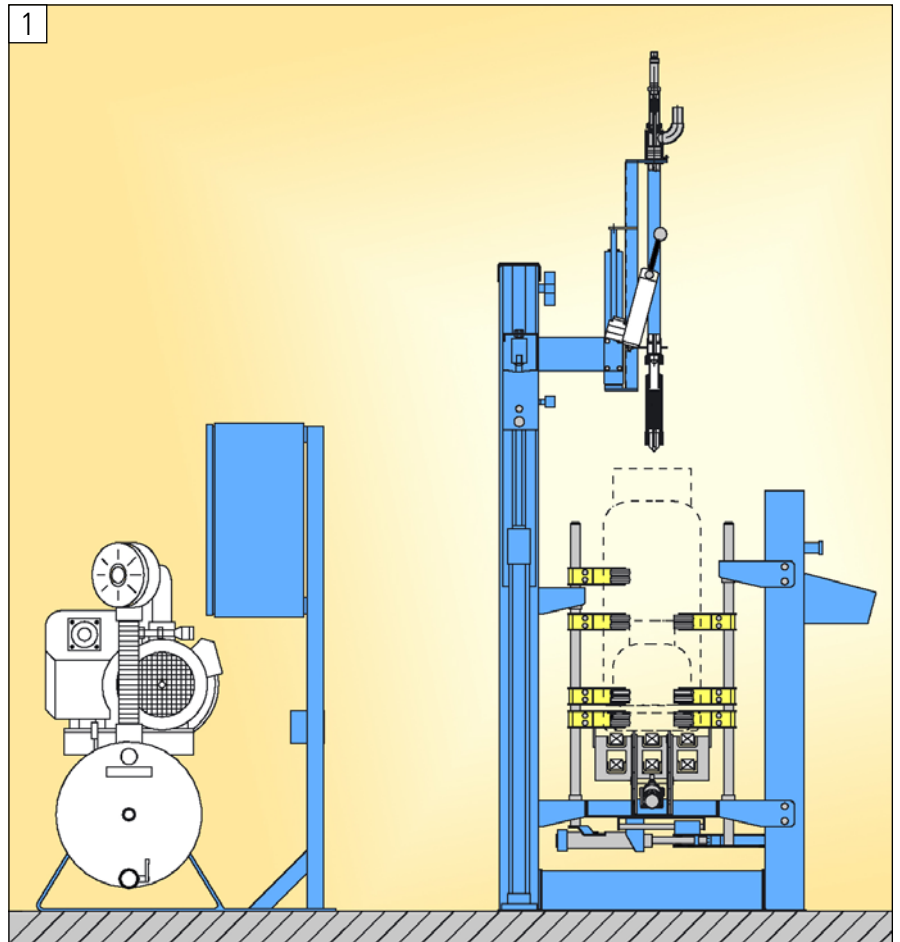


*Kosan Crisplant's purging systems are designed for quick and safe replacement of atmospheric air in cylinders with LPG in vapour state. The process is applied on LPG cylinders without valves. Valves should be mounted right after the purging process.*

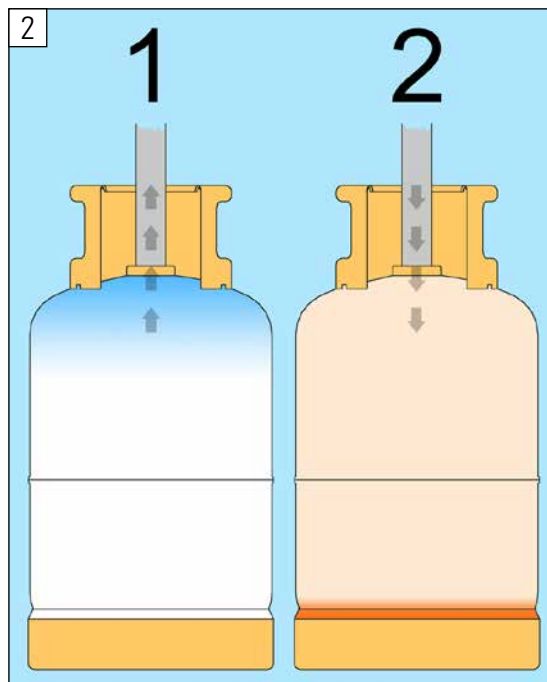
- Avoid dangerous mix of LPG and atmospheric air in cylinders
- Filling speed at maximum level
- Avoid capacity reduction
- Controlled process: no dangerous aeration of cylinders after filling
- No aeration of cylinders when end-users start using them

#### Your benefits

- High safety for end-users
- Easy to use manual purging unit
- The manual purging unit requires minimum space
- Minimum maintenance
- Flexible to all cylinder diameters and heights
- Easy installation in existing plants




Fully automatic purging unit



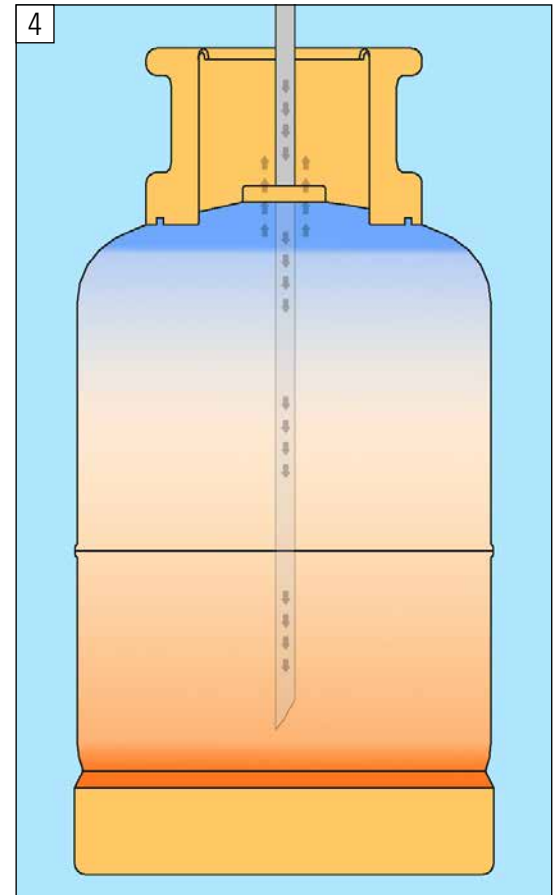
*Fully automatic purging: the purging head is lowered upon and fitted tightly to the cylinder flange. The subsequent purging process includes two steps: first all atmospheric air is sucked out of the cylinder (1) and afterwards a predetermined quantity of gas is filled into the cylinder (2). The gas is dosed according to the cylinder volume in a quantity which makes the gas vapour settle at approximately the same level as the cylinder flange. In this way the cylinder is protected against unnecessary gas leaks.*

### Your possibilities

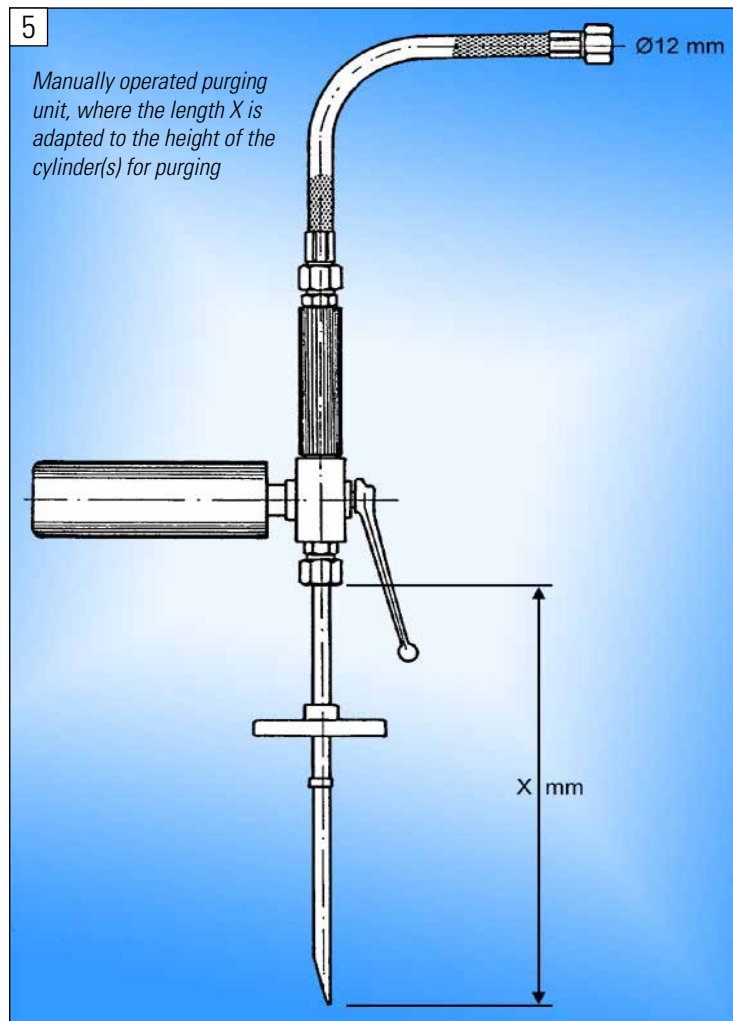
- Manuel, semiautomatic or automatic process
- Manual purging unit can be used as stand-alone unit or together with conveyor
- Automatic purging is integrated in chain conveyor
- Dosing of variable quantity of LPG depending on cylinder size
- Vacuum suction and/or gas dosing
- Automatics for control of cylinder flow with manual purging unit in-line in chain conveyor




Manual purging



Manual purging: the operator inserts the purging unit into the cylinder all the way to the bottom. Afterwards, the operator fills a predetermined quantity of gas into the bottom of the cylinder, and the evaporated gas presses all atmospheric air out of the cylinder. The gas is dosed according to the cylinder volume in a quantity which makes the gas vapour settle at approximately the same level as the cylinder flange. In this way the cylinder is protected against unnecessary gas leaks.



### Your safety

- Ex marking according to the ATEX Directive and applicable EN standards:  
**CE**  II 2G Ex h IIB T3 Gb
- All purging systems are intended for operation in hazardous areas classified as Zone 1 or Zone 2 according to EN/IEC 60079-10-1
- All purging systems are designed and validated in accordance with a certified ISO:9001 quality management system; furthermore, they are designed according to all relevant requirements set out in applicable EU Directives